



Class	Teachers email address	What format is your online in?	Where can I find it?
Bellbird	<a href="mailto:shelley.cruickshank@stmarys.school.nz">shelley.cruickshank@stmarys.school.nz</a> <a href="mailto:amy.thacker@stmarys.school.nz">amy.thacker@stmarys.school.nz</a> <a href="mailto:judy.hoffman@stmarys.school.nz">judy.hoffman@stmarys.school.nz</a>	Google Slides with some nifty activities you can complete.	Classroom gmail account: <a href="mailto:roombellbird@stmarys.school.nz">roombellbird@stmarys.school.nz</a> Password: roombellbird2021
Kereru	<a href="mailto:lynne.knowler@stmarys.school.nz">lynne.knowler@stmarys.school.nz</a> <a href="mailto:jackie.ashby@stmarys.school.nz">jackie.ashby@stmarys.school.nz</a>	Zoom Meetings on a Tuesday and Thursday, invites in class gmail account.	Classroom gmail account: <a href="mailto:roomkereru@stmarys.school.nz">roomkereru@stmarys.school.nz</a> Password: roomkereru2021
Tui	<a href="mailto:laura.smith@stmarys.school.nz">laura.smith@stmarys.school.nz</a> <a href="mailto:megan.haisman@stmarys.school.nz">megan.haisman@stmarys.school.nz</a>	Seesaw will be used to communicate with parents and share children's work and news.	Classroom gmail account: <a href="mailto:roomtui@stmarys.school.nz">roomtui@stmarys.school.nz</a> Password: Qwerty78
Ruru	<a href="mailto:ashleigh.butterfield@stmarys.school.nz">ashleigh.butterfield@stmarys.school.nz</a> <a href="mailto:rachael.smith@stmarys.school.nz">rachael.smith@stmarys.school.nz</a>		Classroom gmail account: <a href="mailto:roomruru@stmarys.school.nz">roomruru@stmarys.school.nz</a> Password: roomruru2021
Kea	<a href="mailto:richard.sutherland@stmarys.school.nz">richard.sutherland@stmarys.school.nz</a> <a href="mailto:norma.broome@stmarys.school.nz">norma.broome@stmarys.school.nz</a>	Choice Board - do as much or as little as you like.	Your child's online Google Classroom.
Piwakawaka	<a href="mailto:evelyn.sutherland@stmarys.school.nz">evelyn.sutherland@stmarys.school.nz</a> <a href="mailto:annmarie.kelly@stmarys.school.nz">annmarie.kelly@stmarys.school.nz</a>	Zoom Meetings on a Monday and Wednesday where children can share their work, news and see their classmates, invites are through students' emails or in their google classroom.	They should know their username and password, if not, email their classroom teacher and they will help you out.
Moa	<a href="mailto:mallory.hood@stmarys.school.nz">mallory.hood@stmarys.school.nz</a>		
Takahe	<a href="mailto:dana.bond@stmarys.school.nz">dana.bond@stmarys.school.nz</a>		
Kiwi	<a href="mailto:paula.gray@stmarys.school.nz">paula.gray@stmarys.school.nz</a> <a href="mailto:maria.hansen@stmarys.school.nz">maria.hansen@stmarys.school.nz</a> <a href="mailto:jayne.davis@stmarys.school.nz">jayne.davis@stmarys.school.nz</a>		
Di	<a href="mailto:admin@stmarys.school.nz">admin@stmarys.school.nz</a>		
Annie	<a href="mailto:annie.nelson@stmarys.school.nz">annie.nelson@stmarys.school.nz</a>		
Liz Volp	<a href="mailto:liz.volp@stmarys.school.nz">liz.volp@stmarys.school.nz</a>		

# Room Bellbird's Sharing


Monday 23rd - Friday 27th of August 2021

**Morning Prayer**

**Digital Home Learning Task Board**

Digital tasks for students to try and enjoy at home!

<p><b>Google Docs - A few of my favourite things!</b></p> <ol style="list-style-type: none"> <li>Create a Google Doc</li> <li>Make a table</li> <li>Insert photos of your favourite things- animal, food, sports etc</li> <li>Share it with a classmate or teacher!</li> </ol>	<p><b>Google Drawings - Self portraits!</b></p> <ol style="list-style-type: none"> <li>Create a Google Drawing and create your own self portrait using the drawing tools</li> <li>Practice your skills! Print-out and display!</li> </ol>	<p><b>Coding - Learn to code on Scratch!</b></p> <ol style="list-style-type: none"> <li>Go to <a href="https://scratch.mit.edu">https://scratch.mit.edu</a></li> <li>Have a go at some of the online tutorials!</li> </ol>	<p><b>Online Stories - Listen and enjoy!</b></p> <p>Check out some of these wonderful ways to enjoy, listen to and explore books and stories:</p> <ul style="list-style-type: none"> <li>Story Store</li> <li>Read Well</li> <li>Story Scape</li> <li>Stories for Primary School Children</li> </ul>
<p><b>Digital Music - use these tools to create some beats!</b></p> <p><a href="#">iPodbox</a> <a href="#">Pulsar</a> <a href="#">Beats Opera</a></p>	<p><b>Google Earth - Explore our world!</b></p> <p>Timezone Our planet is changing - watch it! Explore Google Earth Grab the helm and go on an adventure! The world's most detailed globe Create stories and maps!</p>	<p><b>Digital Art - use these tools to create some digital art!</b></p> <p>Make art at: <a href="http://www.dreamstime.com">http://www.dreamstime.com/</a> Make art at: Jackson Pollock <a href="http://www.jacksonpollock.com/">http://www.jacksonpollock.com/</a> Draw and see if the computer can guess <a href="https://aiaidreaming.com/">https://aiaidreaming.com/</a> Draw a stickman</p>	<p><b>Teacher!</b></p> <p>If you need any help sorting anything digitally for your classes, Google! You name it - we've got your digital back!</p> <p>Email us anytime!</p>  <p><a href="mailto:tkent@stmarys.school.nz">tkent@stmarys.school.nz</a> <a href="mailto:lvolp@stmarys.school.nz">lvolp@stmarys.school.nz</a></p>